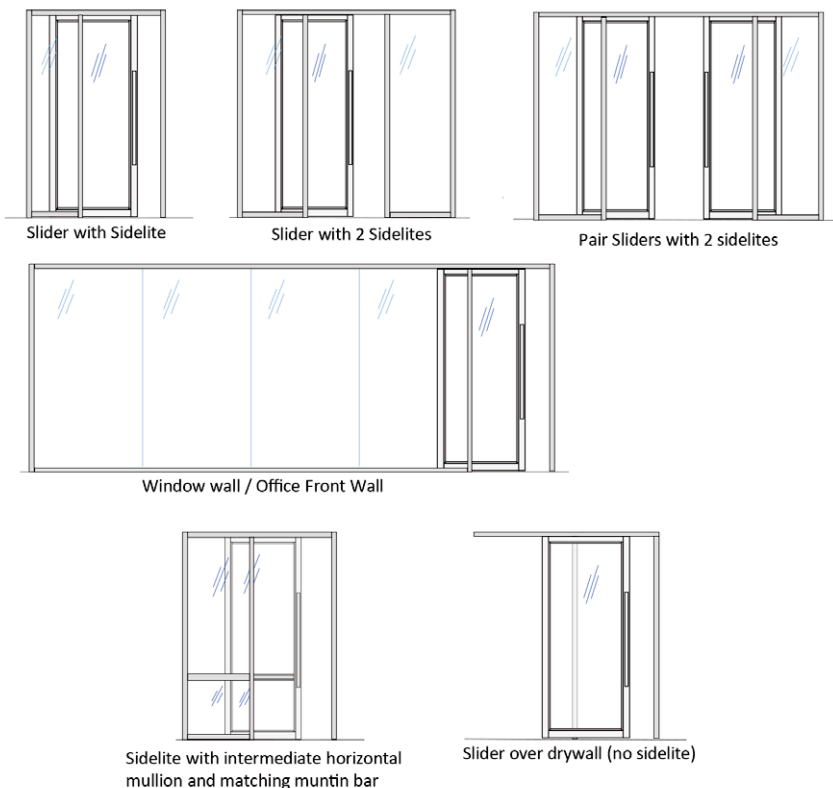




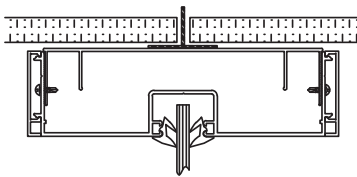
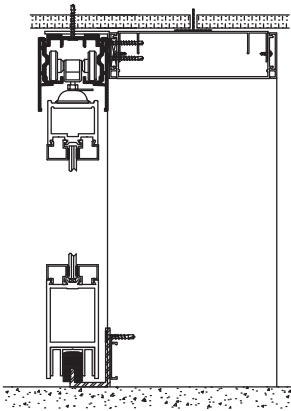
Maximize space in style

Frameworks Sliding Barn Doors conserve space without compromising privacy. Doors glide along a top hung surface mounted track for a quiet and smooth operation. A concealed door guide eliminates the need for any recessed floor track. Doors are available with narrow, medium or wide stiles to accommodate 1/4", 3/8" or 1/2" glass. This system is extremely versatile with endless elevation options. Choose from simple drywall cased openings or match the aluminum profiles and finish of Frameworks Type 2 sidelights, Type I Systems, window walls or cased openings. Extend the door opening space with a pair of bi-parting sliders. Draw your vision, and Frameworks will make it a reality!

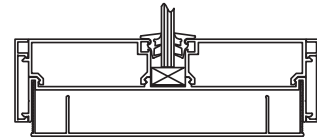


Features and options:

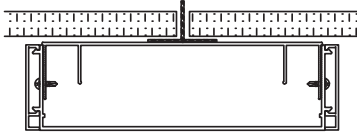
- Units up to 12' tall
- Wrap or abut walls
- Various trim options (1-1/2" or 2" faces; 1-1/2", 2", or 4")
- Accommodates many throat sizes (2-1/4", 3-1/2", 3-3/4", 4-5/8", 4-7/8", 5-1/4", 5-1/2" or 7-1/4")
- Door stiles available at 2-5/8", 4-1/4" or 5-1/2"
- Door rails available at 1-1/2" (top only), 3-3/4", 6", or 10" (bottom only)
- Available for use with wood doors also



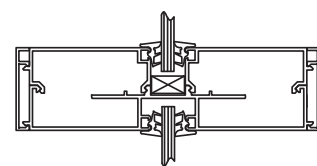
Glass Jamb Header



Glass Base



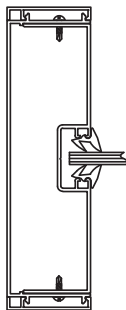
Cased Opening Header



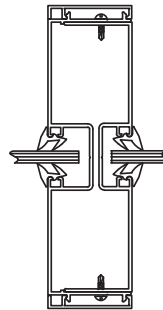
Horizontal Intermediate Mullion



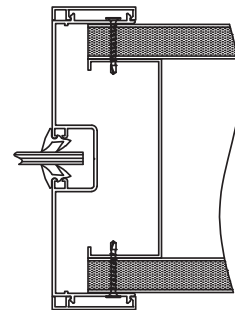
Wall Cap



Sidelite Mullion



Vertical Intermediate Mullion



Glass Jamb

1910 Cypress Station Drive | Suite 100 | Houston, TX 77090
 Phone: 713-692-5222 | Fax: 713-692-1391
 Web: www.frameworks.com | Email: orders@frameworks.com